

Signify Classified - Internal
Cooper Lighting Solutions Photometric Lab
1121 Highway 74 South
Peachtree City, GA 30269



Scaled data based on original data using
LM-79-2019 Approved Method: Electrical and Photometric Measurements of Solid-
State Lighting Products

Test Report Prepared for

Cooper Lighting Solutions

Brand: McGRAW-EDISON

Report Number: P642854

Luminaire Tested: GWS-SA6D-827-U-5MQ-W-GRSWH

Issue Date: 1/10/2023

Test Information

Test Method: LM-79-2019
Report Number: P642854
TEST IS SCALED FROM IESNA LM-79-08 TEST DATA (G2-2209-782-6)
Test Lab: COOPER LIGHTING SOLUTIONS
Issue Date: 1/10/2023
Manufacturer: COOPER LIGHTING SOLUTIONS
Product Line: McGRAW-EDISON
Catalog Number: GWS-SA6D-827-U-5MQ-W-GRSWH
Description: GALLEON WALL SLIM LUMINAIRE. (6) LIGHTSQUARES WITH 16 LEDS EACH AND TYPE V MEDIUM OPTICS W/ FACTORY INSTALLED GLARE SHIELD, WH
Light Source: (96) 2700K CCT, 80 CRI LEDS
Ballast/Driver: -

Summary

Lumens per Lamp: N/A
Luminaire Lumens: 23056.9 lumens
Efficiency: N/A
Efficacy: 93.8 lumens/watt
Luminous Opening: Rectangular (W 2' x L: 1' x H: 0')
IES Classification: Type V - Short
BUG Rating: B4 - U0 - G1

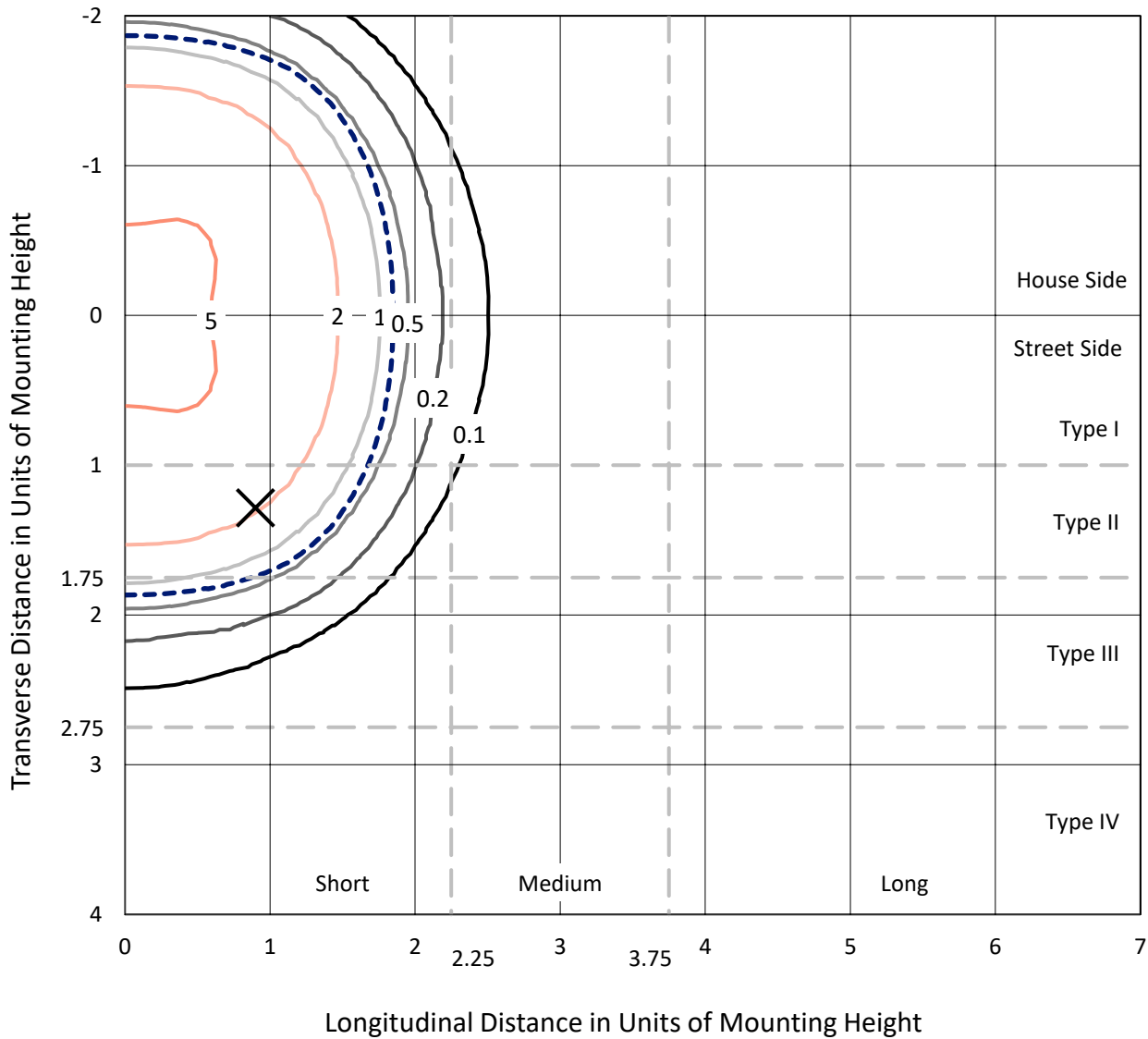
Input Watts (W): 245.7
Input Voltage (V): 120
Input Current (Ain): NR
Voltage Rise (V): NR
Power Factor: NR
Total Harmonic Distortion (THDi): NR
Frequency (hertz): 0
Stabilization Time: NR
Operation Time: NR
Ambient Temperature (°C): NR
Test Distance: 28.75 FT



REPORT NUMBER: P642854
 CATALOG NUMBER: GWS-SA6D-827-U-5MQ-W-GRSWH

Iso-Footcandle Lines of Horizontal Illumination

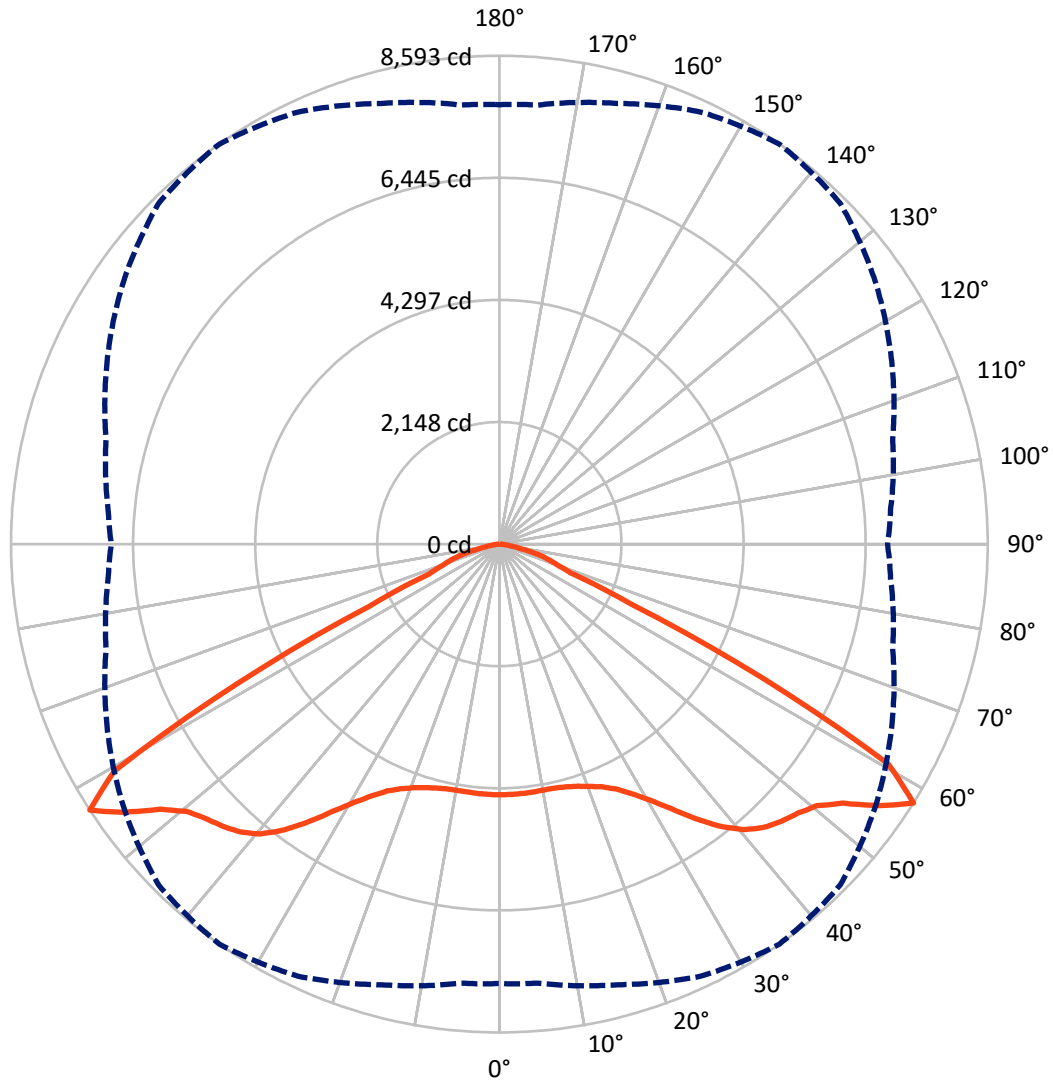
✕ Max cd
 - - - 1/2 Max cd



Based on 25 foot mounting height. Maximum calculated value = 7.1 fc
 Type V - Short - N/A

REPORT NUMBER: P642854
CATALOG NUMBER: GWS-SA6D-827-U-5MQ-W-GRSWH

Luminous Intensity Polar Plot



— Vertical Plane Through 35-Deg Lateral - - - Horizontal Cone Through 57.5-Deg Vertical

REPORT NUMBER: P642854

CATALOG NUMBER: GWS-SA6D-827-U-5MQ-W-GRSWH

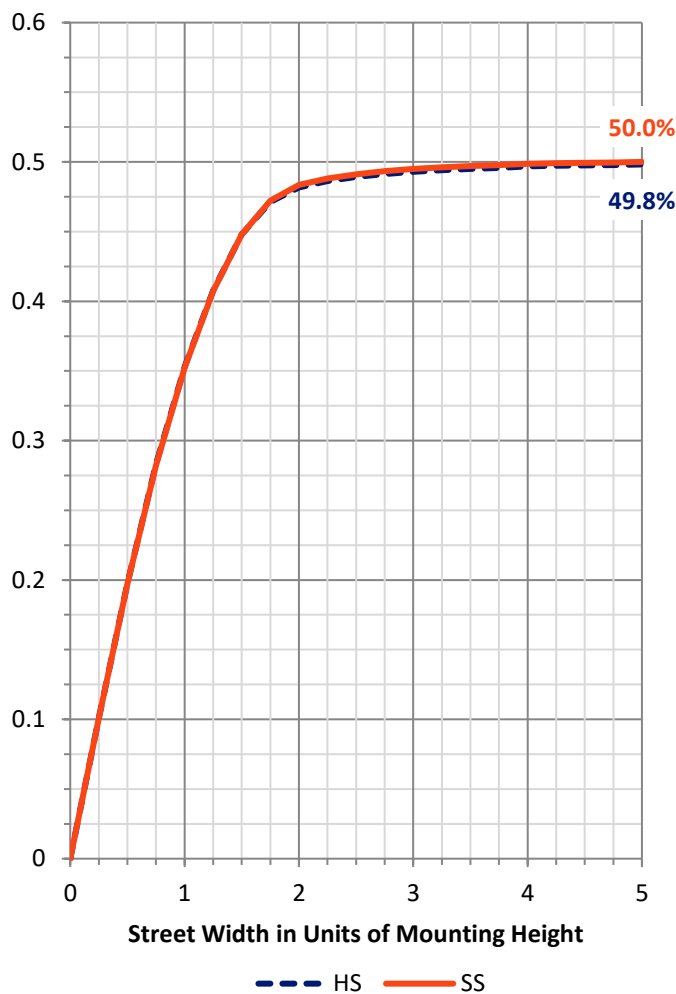
FLUX DISTRIBUTION:

| | | Downward | Upward | Total |
|--------------------|-----------|----------|--------|---------|
| House Side | Lumens | 11528.4 | 0.0 | 11528.4 |
| | % Fixture | 50.0 | 0.0 | 50.0 |
| Street Side | Lumens | 11528.4 | 0.0 | 11528.4 |
| | % Fixture | 50.0 | 0.0 | 50.0 |
| Total | Lumens | 23056.9 | 0.0 | 23056.9 |
| | % Fixture | 100.0 | 0.0 | 100.0 |

ZONAL LUMENS:

| Zone | Lumens | % Fixture |
|-----------|---------|-----------|
| 0°-10° | 419.7 | 1.8 |
| 10°-20° | 1252.2 | 5.4 |
| 20°-30° | 2184.8 | 9.5 |
| 30°-40° | 3582.6 | 15.5 |
| 40°-50° | 5276.3 | 22.9 |
| 50°-60° | 6733.5 | 29.2 |
| 60°-70° | 2837.8 | 12.3 |
| 70°-80° | 677.9 | 2.9 |
| 80°-90° | 92.3 | 0.4 |
| 90°-100° | 0.0 | 0.0 |
| 100°-110° | 0.0 | 0.0 |
| 110°-120° | 0.0 | 0.0 |
| 120°-130° | 0.0 | 0.0 |
| 130°-140° | 0.0 | 0.0 |
| 140°-150° | 0.0 | 0.0 |
| 150°-160° | 0.0 | 0.0 |
| 160°-170° | 0.0 | 0.0 |
| 170°-180° | 0.0 | 0.0 |
| 0°-90° | 23056.9 | 100.0 |
| 0°-180° | 23056.9 | 100.0 |

Coefficient of Utilization



REPORT NUMBER: P642854

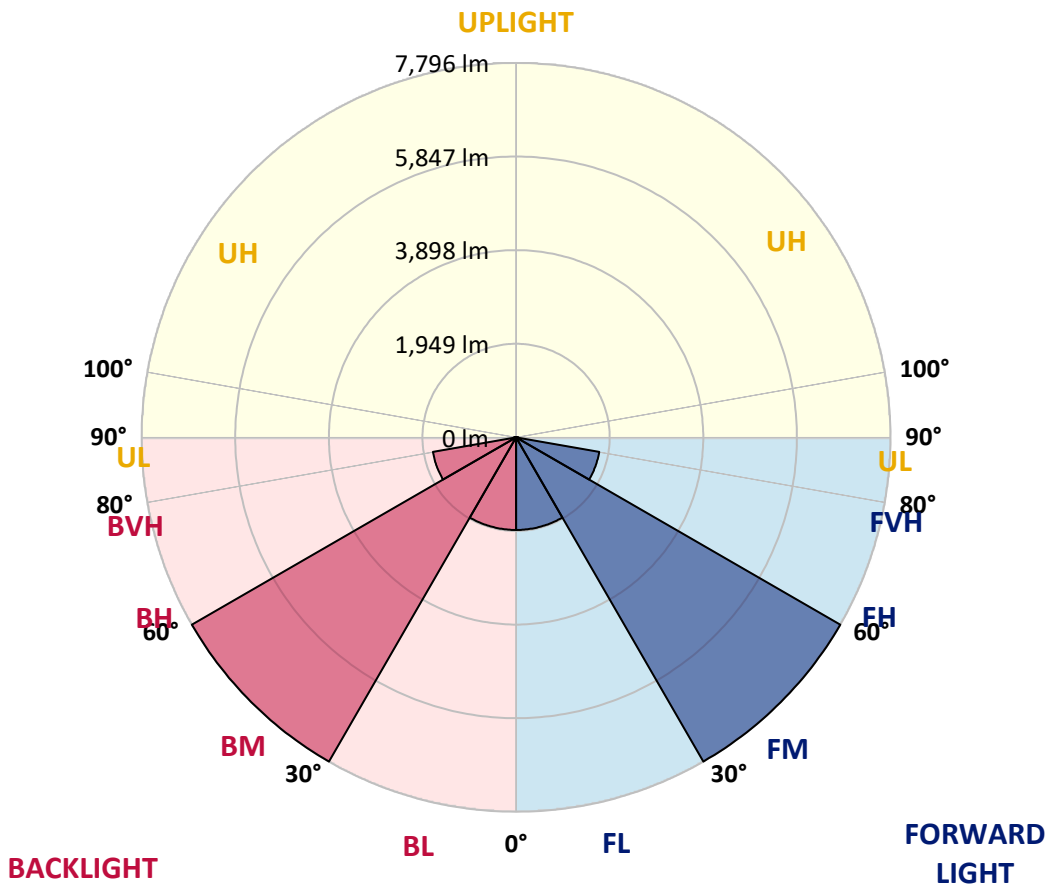
CATALOG NUMBER: GWS-SA6D-827-U-5MQ-W-GRSWH

LUMINAIRE CLASSIFICATION SYSTEM LUMEN TABLE AND BUG RATING:

| Zone | Lumens | % Fixture | Zone Rating/Lumen Limit | | |
|----------------|--------|-----------|-------------------------|------|---------|
| | | | B | U | G |
| FL (0°-30°) | 1928.3 | 8.4 | | | |
| FM (30°-60°) | 7796.2 | 33.8 | | | |
| FH (60°-80°) | 1757.8 | 7.6 | | | G1/1800 |
| FVH (80°-90°) | 46.1 | 0.2 | | | G1/100 |
| BL (0°-30°) | 1928.3 | 8.4 | B3/2500 | | |
| BM (30°-60°) | 7796.2 | 33.8 | B4/8500 | | |
| BH (60°-80°) | 1757.8 | 7.6 | B3/2500 | | G1/1800 |
| BVH (80°-90°) | 46.1 | 0.2 | | | G1/100 |
| UL (90°-100°) | 0.0 | 0.0 | | U0/0 | |
| UH (100°-180°) | 0.0 | 0.0 | | U0/0 | |

BUG Rating: B4-U0-G1

Type V Short





REPORT NUMBER: P642854

CATALOG NUMBER: GWS-SA6D-827-U-5MQ-W-GRSWH

CANDELA DISTRIBUTION (FULL):

| | 0° | 5° | 15° | 25° | 35° | 45° | 55° | 65° | 75° | 85° | 90° |
|-------|--------|--------|--------|--------|--------|--------|--------|--------|--------|--------|--------|
| 0° | 4411.7 | 4411.7 | 4411.7 | 4411.7 | 4411.7 | 4411.7 | 4411.7 | 4411.7 | 4411.7 | 4411.7 | 4411.7 |
| 2.5° | 4385.2 | 4385.2 | 4394.7 | 4404.1 | 4407.9 | 4424.9 | 4423.0 | 4417.3 | 4413.6 | 4402.2 | 4417.3 |
| 5° | 4394.7 | 4394.7 | 4402.2 | 4407.9 | 4406.0 | 4419.2 | 4413.6 | 4404.1 | 4398.5 | 4387.1 | 4404.1 |
| 7.5° | 4392.8 | 4392.8 | 4398.5 | 4404.1 | 4400.3 | 4411.7 | 4402.2 | 4389.0 | 4379.6 | 4368.3 | 4383.4 |
| 10° | 4368.3 | 4372.0 | 4377.7 | 4390.9 | 4396.6 | 4413.6 | 4400.3 | 4379.6 | 4364.5 | 4351.3 | 4366.4 |
| 12.5° | 4364.5 | 4368.3 | 4375.8 | 4392.8 | 4402.2 | 4426.8 | 4409.8 | 4375.8 | 4353.2 | 4336.2 | 4351.3 |
| 15° | 4381.5 | 4385.2 | 4396.6 | 4417.3 | 4432.4 | 4458.9 | 4434.3 | 4387.1 | 4355.0 | 4332.4 | 4345.6 |
| 17.5° | 4402.2 | 4407.9 | 4424.9 | 4455.1 | 4479.6 | 4507.9 | 4477.7 | 4421.1 | 4375.8 | 4345.6 | 4356.9 |
| 20° | 4424.9 | 4432.4 | 4458.9 | 4504.2 | 4549.5 | 4585.3 | 4547.6 | 4472.1 | 4417.3 | 4377.7 | 4389.0 |
| 22.5° | 4464.5 | 4474.0 | 4507.9 | 4572.1 | 4640.1 | 4692.9 | 4645.8 | 4543.8 | 4472.1 | 4421.1 | 4430.6 |
| 25° | 4545.7 | 4557.0 | 4600.4 | 4677.8 | 4774.1 | 4838.3 | 4772.2 | 4657.1 | 4557.0 | 4494.7 | 4504.2 |
| 27.5° | 4689.2 | 4694.8 | 4751.5 | 4853.4 | 4972.3 | 5046.0 | 4966.7 | 4830.8 | 4719.4 | 4647.6 | 4655.2 |
| 30° | 4877.9 | 4894.9 | 4951.6 | 5085.6 | 5227.2 | 5325.3 | 5221.5 | 5061.1 | 4932.7 | 4845.9 | 4853.4 |
| 32.5° | 5108.3 | 5119.6 | 5204.5 | 5344.2 | 5548.1 | 5661.4 | 5519.8 | 5329.1 | 5174.3 | 5068.6 | 5076.2 |
| 35° | 5410.3 | 5419.7 | 5500.9 | 5678.4 | 5925.7 | 6031.4 | 5869.0 | 5650.0 | 5470.7 | 5370.7 | 5399.0 |
| 37.5° | 5770.9 | 5787.8 | 5846.4 | 6021.9 | 6297.5 | 6401.4 | 6214.5 | 6010.6 | 5823.7 | 5731.2 | 5752.0 |
| 40° | 6157.8 | 6156.0 | 6203.1 | 6357.9 | 6609.0 | 6673.2 | 6505.2 | 6342.8 | 6182.4 | 6122.0 | 6156.0 |
| 42.5° | 6490.1 | 6480.6 | 6514.6 | 6643.0 | 6816.7 | 6822.3 | 6711.0 | 6620.3 | 6507.1 | 6465.5 | 6497.6 |
| 45° | 6722.3 | 6726.1 | 6777.0 | 6865.8 | 6954.5 | 6907.3 | 6873.3 | 6858.2 | 6769.5 | 6712.8 | 6718.5 |
| 47.5° | 6905.4 | 6920.5 | 7001.7 | 7062.1 | 7073.4 | 6994.1 | 7041.3 | 7064.0 | 6990.3 | 6903.5 | 6879.0 |
| 50° | 7067.7 | 7092.3 | 7198.0 | 7262.2 | 7237.6 | 7137.6 | 7230.1 | 7264.1 | 7101.7 | 6935.6 | 6886.5 |
| 52.5° | 7362.2 | 7390.5 | 7518.9 | 7602.0 | 7573.7 | 7473.6 | 7560.4 | 7439.6 | 7165.9 | 6962.0 | 6899.7 |
| 55° | 7832.3 | 7845.5 | 8002.2 | 8138.1 | 8124.9 | 8002.2 | 7932.3 | 7664.3 | 7332.0 | 7120.6 | 7062.1 |
| 57.5° | 7732.2 | 7754.9 | 8026.7 | 8389.2 | 8593.0 | 8481.7 | 8072.0 | 7615.2 | 7164.0 | 6909.2 | 6829.9 |
| 60° | 6084.2 | 6139.0 | 6476.9 | 7114.9 | 7862.5 | 7860.6 | 7099.8 | 6390.0 | 5846.4 | 5508.5 | 5474.5 |
| 62.5° | 3552.7 | 3590.5 | 3898.2 | 4543.8 | 5214.0 | 5255.5 | 4721.3 | 4234.2 | 3758.5 | 3530.1 | 3420.6 |
| 65° | 1682.0 | 1680.1 | 1802.8 | 2093.5 | 2546.6 | 2582.4 | 2422.0 | 2155.8 | 1874.5 | 1797.1 | 1776.4 |
| 67.5° | 1242.1 | 1242.1 | 1232.7 | 1253.5 | 1340.3 | 1359.2 | 1340.3 | 1296.9 | 1270.5 | 1287.4 | 1276.1 |
| 70° | 1077.9 | 1079.8 | 1068.5 | 1062.8 | 1062.8 | 1057.1 | 1064.7 | 1081.7 | 1093.0 | 1115.7 | 1104.3 |
| 72.5° | 874.0 | 875.9 | 875.9 | 877.8 | 879.7 | 872.1 | 883.5 | 892.9 | 894.8 | 902.3 | 894.8 |
| 75° | 621.1 | 624.8 | 636.2 | 645.6 | 653.2 | 653.2 | 656.9 | 658.8 | 651.3 | 660.7 | 645.6 |
| 77.5° | 341.7 | 345.5 | 366.2 | 383.2 | 400.2 | 402.1 | 407.8 | 411.5 | 407.8 | 415.3 | 404.0 |
| 80° | 188.8 | 192.6 | 202.0 | 209.5 | 222.8 | 234.1 | 241.6 | 245.4 | 245.4 | 251.1 | 245.4 |
| 82.5° | 107.6 | 111.4 | 117.0 | 120.8 | 132.1 | 141.6 | 149.1 | 154.8 | 154.8 | 156.7 | 152.9 |
| 85° | 51.0 | 51.0 | 54.7 | 58.5 | 64.2 | 68.0 | 77.4 | 83.1 | 83.1 | 86.8 | 83.1 |
| 87.5° | 7.6 | 9.4 | 11.3 | 11.3 | 15.1 | 18.9 | 22.7 | 24.5 | 28.3 | 30.2 | 30.2 |
| 90° | 0.0 | 0.0 | 0.0 | 0.0 | 0.0 | 0.0 | 0.0 | 0.0 | 0.0 | 0.0 | 0.0 |

Cooper Lighting Solutions Photometric Lab
1121 Highway 74 South
Peachtree City, GA 30269



LM-79-2019: Approved Method: Electrical and Photometric Measurements of Solid-State Lighting Products

Report Prepared for

Cooper Lighting Solutions

Invue

Report Number: SP1-2407-157-9

Test Date: 10/03/2024

Luminaire Tested: EMM2-HTN-SA1A-827-U-5WQ

Data applicable to all product families utilizing light square engine

Test Information

Test Method: LM-79-2019
 Report Number: SP1-2407-157-9
 Test Lab: COOPER LIGHTING SOLUTIONS
 Photometer: SP1 - 76IN SPHERE
 Measurement Geometry: 4π
 Issue Date: 10/03/2024
 Manufacturer: COOPER LIGHTING SOLUTIONS
 Product Line: Invue
 Catalog Number: **EMM2-HTN-SA1A-827-U-5WQ**
 Description: Epic Modern Light Square 40W 5WQ Optic

Spectral Parameters

CCT (K): 2764
 CIE u': 0.2591
 CIE v': 0.5290
 Duv: 0.0020
 CIE x: 0.4581
 CIE y: 0.4156
 CIE z: 0.1263
 Peak Wavelength (nm): 603
 Dominant Wavelength (nm): 583
 Purity: 62.2537
 Rf: 84.7
 Rg: 94.6

| | | | |
|-----------|------|------|------|
| CRI (Ra): | 80.9 | | |
| R1: | 78.8 | R9: | -1.5 |
| R2: | 89.9 | R10: | 77.9 |
| R3: | 96.2 | R11: | 78.9 |
| R4: | 79.1 | R12: | 71.6 |
| R5: | 79.1 | R13: | 81.2 |
| R6: | 88.8 | R14: | 98.5 |
| R7: | 81.3 | R15: | 69.9 |
| R8: | 54.3 | | |



Test Conditions

Stabilization Time: 81M
 Operation Time: 2H 21M
 Sphere Temperature (°C): 25.2

REPORT NUMBER: SP1-2407-157-9

| Measurement and Test Equipment | | | |
|--------------------------------|-----------------------|------------------|----------------------|
| Instrument | Identification Number | Calibration Date | Calibration Due Date |
| Photometer | IN0058 | 6/18/2024 | 12/18/2024 |
| Power Meter | INXT2011004 | 2/8/2024 | 2/8/2025 |
| AC Power Source | IN0063 | 10/24/2023 | 10/24/2024 |
| DC Power Source | IN0208 | 10/24/2023 | 10/24/2024 |
| Sphere Thermometer | IN0085 | 10/24/2023 | 10/24/2024 |
| Room Thermometer | IN0046 | 10/24/2023 | 10/24/2024 |

REPORT NUMBER: SP1-2407-157-9

CIE 1931 Chromaticity Diagram



CIE 1931 Chromaticity Diagram with 2017 ANSI 7-Step and 4-Step Quadrangles



CCT = 2764K
 CIE x = 0.4581
 CIE y = 0.4156
 Duv = 0.0020

Point lies inside the ANSI 2700K 4-step quadrangle

REPORT NUMBER: SP1-2407-157-9

Photopic Flux vs. Wavelength



Photopic Lumens: 4337.9

| λ (nm) | Power (µW/nm) | Lumens (φ/nm) | λ (nm) | Power (µW/nm) | Lumens (φ/nm) | λ (nm) | Power (µW/nm) | Lumens (φ/nm) | λ (nm) | Power (µW/nm) | Lumens (φ/nm) | λ (nm) | Power (µW/nm) | Lumens (φ/nm) |
|--------|---------------|---------------|--------|---------------|---------------|--------|---------------|---------------|--------|---------------|---------------|--------|---------------|---------------|
| 360 | 0 | 0.0 | 490 | 18018 | 2.6 | 620 | 87426 | 22.8 | 750 | 2680 | 0.0 | 880 | 58 | 0.0 |
| 365 | 0 | 0.0 | 495 | 22295 | 3.9 | 625 | 83013 | 18.2 | 755 | 2287 | 0.0 | 885 | 46 | 0.0 |
| 370 | 0 | 0.0 | 500 | 26478 | 5.8 | 630 | 78077 | 14.1 | 760 | 1944 | 0.0 | 890 | 45 | 0.0 |
| 375 | 0 | 0.0 | 505 | 30524 | 8.5 | 635 | 72080 | 10.7 | 765 | 1653 | 0.0 | 895 | 41 | 0.0 |
| 380 | 0 | 0.0 | 510 | 33611 | 11.5 | 640 | 66249 | 7.9 | 770 | 1413 | 0.0 | 900 | 38 | 0.0 |
| 385 | 0 | 0.0 | 515 | 36490 | 15.2 | 645 | 59973 | 5.7 | 775 | 1198 | 0.0 | 905 | 33 | 0.0 |
| 390 | 0 | 0.0 | 520 | 38610 | 18.7 | 650 | 53972 | 3.9 | 780 | 1025 | 0.0 | 910 | 30 | 0.0 |
| 395 | 0 | 0.0 | 525 | 40511 | 21.9 | 655 | 48369 | 2.7 | 785 | 874 | 0.0 | 915 | 23 | 0.0 |
| 400 | 48 | 0.0 | 530 | 42223 | 24.9 | 660 | 42641 | 1.8 | 790 | 747 | 0.0 | 920 | 24 | 0.0 |
| 405 | 201 | 0.0 | 535 | 44137 | 27.6 | 665 | 37602 | 1.1 | 795 | 639 | 0.0 | 925 | 22 | 0.0 |
| 410 | 457 | 0.0 | 540 | 46032 | 30.0 | 670 | 32798 | 0.7 | 800 | 547 | 0.0 | 930 | 22 | 0.0 |
| 415 | 925 | 0.0 | 545 | 48553 | 32.5 | 675 | 28558 | 0.5 | 805 | 473 | 0.0 | 935 | 17 | 0.0 |
| 420 | 1816 | 0.0 | 550 | 51408 | 34.9 | 680 | 24782 | 0.3 | 810 | 401 | 0.0 | 940 | 13 | 0.0 |
| 425 | 3217 | 0.0 | 555 | 54711 | 37.4 | 685 | 21386 | 0.2 | 815 | 351 | 0.0 | 945 | 6 | 0.0 |
| 430 | 5520 | 0.0 | 560 | 58847 | 40.0 | 690 | 18413 | 0.1 | 820 | 307 | 0.0 | 950 | 10 | 0.0 |
| 435 | 9225 | 0.1 | 565 | 63386 | 42.4 | 695 | 15721 | 0.1 | 825 | 261 | 0.0 | 955 | 11 | 0.0 |
| 440 | 15522 | 0.2 | 570 | 68196 | 44.3 | 700 | 13432 | 0.0 | 830 | 228 | 0.0 | 960 | 8 | 0.0 |
| 445 | 27642 | 0.6 | 575 | 73613 | 46.0 | 705 | 11513 | 0.0 | 835 | 193 | 0.0 | 965 | 12 | 0.0 |
| 450 | 36602 | 0.9 | 580 | 79207 | 47.1 | 710 | 9780 | 0.0 | 840 | 174 | 0.0 | 970 | 3 | 0.0 |
| 455 | 28292 | 0.9 | 585 | 84248 | 47.0 | 715 | 8356 | 0.0 | 845 | 151 | 0.0 | 975 | 8 | 0.0 |
| 460 | 21166 | 0.9 | 590 | 88397 | 45.7 | 720 | 7161 | 0.0 | 850 | 123 | 0.0 | 980 | 2 | 0.0 |
| 465 | 19092 | 1.0 | 595 | 91428 | 43.4 | 725 | 6067 | 0.0 | 855 | 106 | 0.0 | 985 | 13 | 0.0 |
| 470 | 14951 | 0.9 | 600 | 93452 | 40.3 | 730 | 5164 | 0.0 | 860 | 95 | 0.0 | 990 | 16 | 0.0 |
| 475 | 12606 | 1.0 | 605 | 93959 | 36.4 | 735 | 4393 | 0.0 | 865 | 82 | 0.0 | 995 | 20 | 0.0 |
| 480 | 13323 | 1.3 | 610 | 93079 | 32.0 | 740 | 3694 | 0.0 | 870 | 77 | 0.0 | 1000 | 0 | 0.0 |
| 485 | 15164 | 1.8 | 615 | 90707 | 27.3 | 745 | 3157 | 0.0 | 875 | 65 | 0.0 | | | |

REPORT NUMBER: SP1-2407-157-9

Scotopic Flux vs. Wavelength



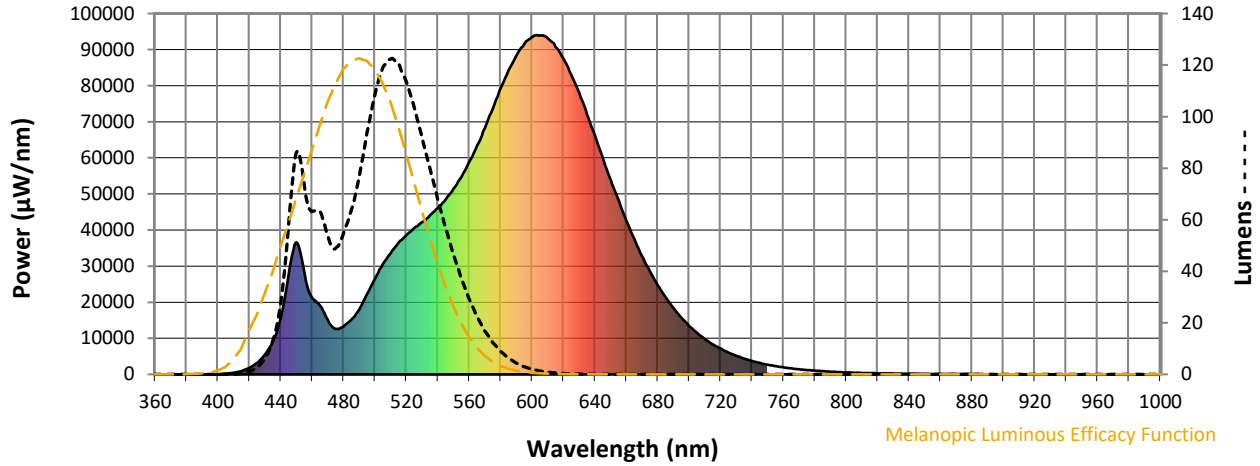
Scotopic Lumens: 5286.7

S/P: 1.22

| λ (nm) | Power ($\mu\text{W}/\text{nm}$) | Lumens (ϕ/nm) | λ (nm) | Power ($\mu\text{W}/\text{nm}$) | Lumens (ϕ/nm) | λ (nm) | Power ($\mu\text{W}/\text{nm}$) | Lumens (ϕ/nm) | λ (nm) | Power ($\mu\text{W}/\text{nm}$) | Lumens (ϕ/nm) | λ (nm) | Power ($\mu\text{W}/\text{nm}$) | Lumens (ϕ/nm) |
|-------------------|--------------------------------------|--------------------------------|-------------------|--------------------------------------|--------------------------------|-------------------|--------------------------------------|--------------------------------|-------------------|--------------------------------------|--------------------------------|-------------------|--------------------------------------|--------------------------------|
| 360 | 0 | 0.0 | 490 | 18018 | 75.9 | 620 | 87426 | 0.4 | 750 | 2680 | 0.0 | 880 | 58 | 0.0 |
| 365 | 0 | 0.0 | 495 | 22295 | 93.2 | 625 | 83013 | 0.2 | 755 | 2287 | 0.0 | 885 | 46 | 0.0 |
| 370 | 0 | 0.0 | 500 | 26478 | 107.8 | 630 | 78077 | 0.1 | 760 | 1944 | 0.0 | 890 | 45 | 0.0 |
| 375 | 0 | 0.0 | 505 | 30524 | 118.7 | 635 | 72080 | 0.1 | 765 | 1653 | 0.0 | 895 | 41 | 0.0 |
| 380 | 0 | 0.0 | 510 | 33611 | 122.2 | 640 | 66249 | 0.1 | 770 | 1413 | 0.0 | 900 | 38 | 0.0 |
| 385 | 0 | 0.0 | 515 | 36490 | 120.8 | 645 | 59973 | 0.0 | 775 | 1198 | 0.0 | 905 | 33 | 0.0 |
| 390 | 0 | 0.0 | 520 | 38610 | 113.9 | 650 | 53972 | 0.0 | 780 | 1025 | 0.0 | 910 | 30 | 0.0 |
| 395 | 0 | 0.0 | 525 | 40511 | 104.1 | 655 | 48369 | 0.0 | 785 | 874 | 0.0 | 915 | 23 | 0.0 |
| 400 | 48 | 0.0 | 530 | 42223 | 92.4 | 660 | 42641 | 0.0 | 790 | 747 | 0.0 | 920 | 24 | 0.0 |
| 405 | 201 | 0.0 | 535 | 44137 | 80.5 | 665 | 37602 | 0.0 | 795 | 639 | 0.0 | 925 | 22 | 0.0 |
| 410 | 457 | 0.1 | 540 | 46032 | 68.2 | 670 | 32798 | 0.0 | 800 | 547 | 0.0 | 930 | 22 | 0.0 |
| 415 | 925 | 0.3 | 545 | 48553 | 57.1 | 675 | 28558 | 0.0 | 805 | 473 | 0.0 | 935 | 17 | 0.0 |
| 420 | 1816 | 1.1 | 550 | 51408 | 46.7 | 680 | 24782 | 0.0 | 810 | 401 | 0.0 | 940 | 13 | 0.0 |
| 425 | 3217 | 2.5 | 555 | 54711 | 37.4 | 685 | 21386 | 0.0 | 815 | 351 | 0.0 | 945 | 6 | 0.0 |
| 430 | 5520 | 5.9 | 560 | 58847 | 29.4 | 690 | 18413 | 0.0 | 820 | 307 | 0.0 | 950 | 10 | 0.0 |
| 435 | 9225 | 12.5 | 565 | 63386 | 22.5 | 695 | 15721 | 0.0 | 825 | 261 | 0.0 | 955 | 11 | 0.0 |
| 440 | 15522 | 26.3 | 570 | 68196 | 16.9 | 700 | 13432 | 0.0 | 830 | 228 | 0.0 | 960 | 8 | 0.0 |
| 445 | 27642 | 55.2 | 575 | 73613 | 12.4 | 705 | 11513 | 0.0 | 835 | 193 | 0.0 | 965 | 12 | 0.0 |
| 450 | 36602 | 85.4 | 580 | 79207 | 9.0 | 710 | 9780 | 0.0 | 840 | 174 | 0.0 | 970 | 3 | 0.0 |
| 455 | 28292 | 75.1 | 585 | 84248 | 6.3 | 715 | 8356 | 0.0 | 845 | 151 | 0.0 | 975 | 8 | 0.0 |
| 460 | 21166 | 63.2 | 590 | 88397 | 4.4 | 720 | 7161 | 0.0 | 850 | 123 | 0.0 | 980 | 2 | 0.0 |
| 465 | 19092 | 63.2 | 595 | 91428 | 3.0 | 725 | 6067 | 0.0 | 855 | 106 | 0.0 | 985 | 13 | 0.0 |
| 470 | 14951 | 54.2 | 600 | 93452 | 2.0 | 730 | 5164 | 0.0 | 860 | 95 | 0.0 | 990 | 16 | 0.0 |
| 475 | 12606 | 48.8 | 605 | 93959 | 1.3 | 735 | 4393 | 0.0 | 865 | 82 | 0.0 | 995 | 20 | 0.0 |
| 480 | 13323 | 54.2 | 610 | 93079 | 0.9 | 740 | 3694 | 0.0 | 870 | 77 | 0.0 | 1000 | 0 | 0.0 |
| 485 | 15164 | 63.3 | 615 | 90707 | 0.5 | 745 | 3157 | 0.0 | 875 | 65 | 0.0 | | | |

REPORT NUMBER: SP1-2407-157-9

Melanopic Flux vs. Wavelength



Melanopic Lumens: 9797

M/P: 2.26

| λ (nm) | Power (µW/nm) | Lumens (φ/nm) | λ (nm) | Power (µW/nm) | Lumens (φ/nm) | λ (nm) | Power (µW/nm) | Lumens (φ/nm) | λ (nm) | Power (µW/nm) | Lumens (φ/nm) | λ (nm) | Power (µW/nm) | Lumens (φ/nm) |
|--------|---------------|---------------|--------|---------------|---------------|--------|---------------|---------------|--------|---------------|---------------|--------|---------------|---------------|
| 360 | 0 | 0.0 | 490 | 18018 | 27.7 | 620 | 87426 | 1.1 | 750 | 2680 | 0.0 | 880 | 58 | 0.0 |
| 365 | 0 | 0.0 | 495 | 22295 | 36.0 | 625 | 83013 | 0.7 | 755 | 2287 | 0.0 | 885 | 46 | 0.0 |
| 370 | 0 | 0.0 | 500 | 26478 | 44.2 | 630 | 78077 | 0.4 | 760 | 1944 | 0.0 | 890 | 45 | 0.0 |
| 375 | 0 | 0.0 | 505 | 30524 | 51.8 | 635 | 72080 | 0.3 | 765 | 1653 | 0.0 | 895 | 41 | 0.0 |
| 380 | 0 | 0.0 | 510 | 33611 | 57.0 | 640 | 66249 | 0.2 | 770 | 1413 | 0.0 | 900 | 38 | 0.0 |
| 385 | 0 | 0.0 | 515 | 36490 | 60.5 | 645 | 59973 | 0.1 | 775 | 1198 | 0.0 | 905 | 33 | 0.0 |
| 390 | 0 | 0.0 | 520 | 38610 | 61.4 | 650 | 53972 | 0.1 | 780 | 1025 | 0.0 | 910 | 30 | 0.0 |
| 395 | 0 | 0.0 | 525 | 40511 | 60.6 | 655 | 48369 | 0.0 | 785 | 874 | 0.0 | 915 | 23 | 0.0 |
| 400 | 48 | 0.0 | 530 | 42223 | 58.2 | 660 | 42641 | 0.0 | 790 | 747 | 0.0 | 920 | 24 | 0.0 |
| 405 | 201 | 0.0 | 535 | 44137 | 55.0 | 665 | 37602 | 0.0 | 795 | 639 | 0.0 | 925 | 22 | 0.0 |
| 410 | 457 | 0.0 | 540 | 46032 | 50.9 | 670 | 32798 | 0.0 | 800 | 547 | 0.0 | 930 | 22 | 0.0 |
| 415 | 925 | 0.1 | 545 | 48553 | 46.6 | 675 | 28558 | 0.0 | 805 | 473 | 0.0 | 935 | 17 | 0.0 |
| 420 | 1816 | 0.3 | 550 | 51408 | 42.0 | 680 | 24782 | 0.0 | 810 | 401 | 0.0 | 940 | 13 | 0.0 |
| 425 | 3217 | 0.8 | 555 | 54711 | 37.4 | 685 | 21386 | 0.0 | 815 | 351 | 0.0 | 945 | 6 | 0.0 |
| 430 | 5520 | 1.9 | 560 | 58847 | 32.9 | 690 | 18413 | 0.0 | 820 | 307 | 0.0 | 950 | 10 | 0.0 |
| 435 | 9225 | 4.1 | 565 | 63386 | 28.4 | 695 | 15721 | 0.0 | 825 | 261 | 0.0 | 955 | 11 | 0.0 |
| 440 | 15522 | 8.7 | 570 | 68196 | 24.1 | 700 | 13432 | 0.0 | 830 | 228 | 0.0 | 960 | 8 | 0.0 |
| 445 | 27642 | 18.5 | 575 | 73613 | 20.0 | 705 | 11513 | 0.0 | 835 | 193 | 0.0 | 965 | 12 | 0.0 |
| 450 | 36602 | 28.3 | 580 | 79207 | 16.3 | 710 | 9780 | 0.0 | 840 | 174 | 0.0 | 970 | 3 | 0.0 |
| 455 | 28292 | 24.7 | 585 | 84248 | 12.9 | 715 | 8356 | 0.0 | 845 | 151 | 0.0 | 975 | 8 | 0.0 |
| 460 | 21166 | 20.4 | 590 | 88397 | 9.8 | 720 | 7161 | 0.0 | 850 | 123 | 0.0 | 980 | 2 | 0.0 |
| 465 | 19092 | 20.1 | 595 | 91428 | 7.3 | 725 | 6067 | 0.0 | 855 | 106 | 0.0 | 985 | 13 | 0.0 |
| 470 | 14951 | 17.2 | 600 | 93452 | 5.3 | 730 | 5164 | 0.0 | 860 | 95 | 0.0 | 990 | 16 | 0.0 |
| 475 | 12606 | 15.7 | 605 | 93959 | 3.7 | 735 | 4393 | 0.0 | 865 | 82 | 0.0 | 995 | 20 | 0.0 |
| 480 | 13323 | 18.0 | 610 | 93079 | 2.5 | 740 | 3694 | 0.0 | 870 | 77 | 0.0 | 1000 | 0 | 0.0 |
| 485 | 15164 | 21.9 | 615 | 90707 | 1.7 | 745 | 3157 | 0.0 | 875 | 65 | 0.0 | | | |

Summary

$R_f = 84.7$
 $R_g = 94.6$
 $CIE R_a = 80.9$
 $R_g = -1.5$



Color Vector Graphics

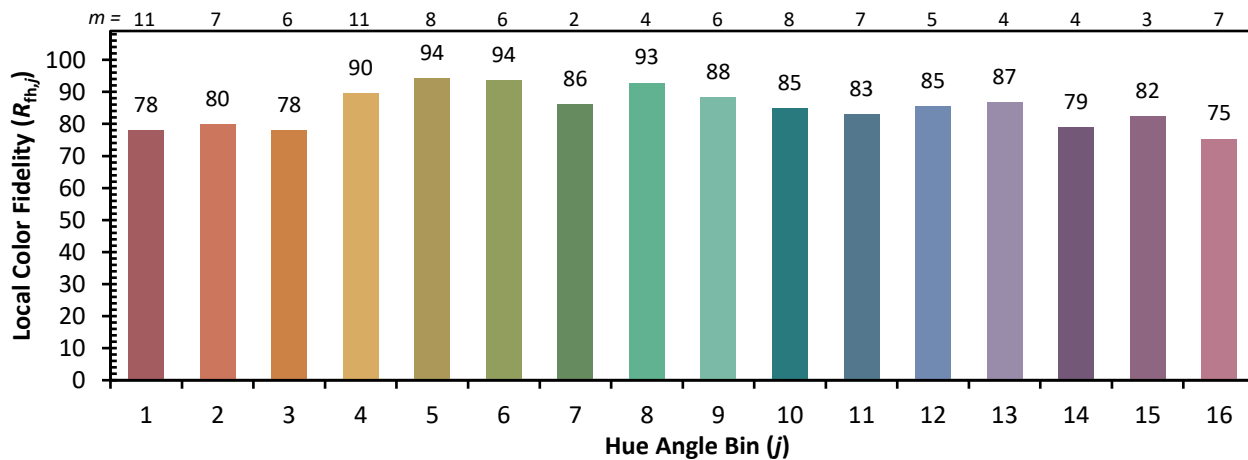
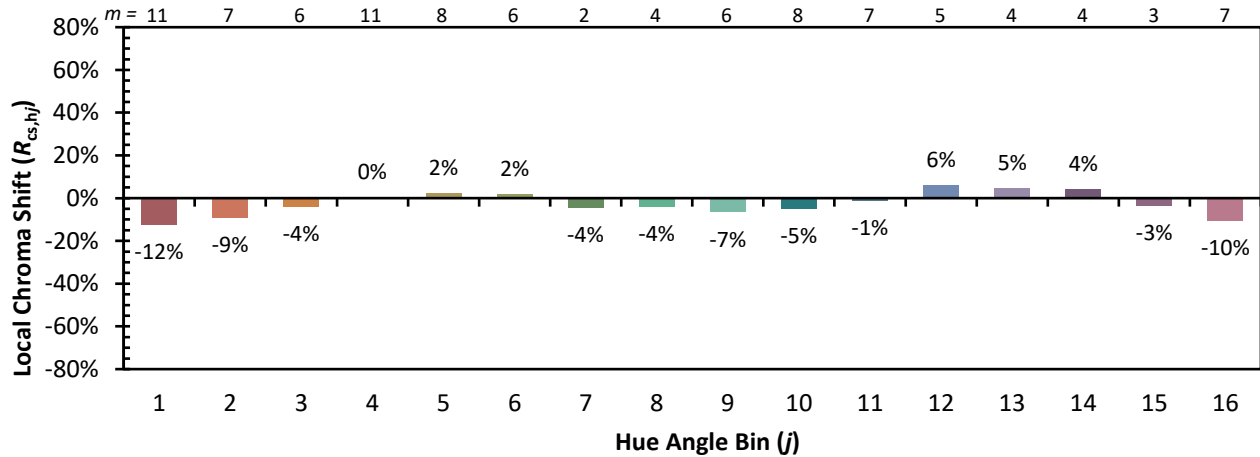


Individual Sample Fidelity Index ($R_{f,i}$)

| | | | |
|------------|------------|------------|------------|
| CES01 = 86 | CES26 = 84 | CES51 = 95 | CES76 = 81 |
| CES02 = 63 | CES27 = 95 | CES52 = 94 | CES77 = 84 |
| CES03 = 31 | CES28 = 94 | CES53 = 89 | CES78 = 81 |
| CES04 = 71 | CES29 = 87 | CES54 = 91 | CES79 = 89 |
| CES05 = 50 | CES30 = 94 | CES55 = 90 | CES80 = 89 |
| CES06 = 52 | CES31 = 89 | CES56 = 86 | CES81 = 69 |
| CES07 = 43 | CES32 = 82 | CES57 = 85 | CES82 = 96 |
| CES08 = 41 | CES33 = 91 | CES58 = 86 | CES83 = 93 |
| CES09 = 29 | CES34 = 92 | CES59 = 91 | CES84 = 92 |
| CES10 = 77 | CES35 = 96 | CES60 = 94 | CES85 = 76 |
| CES11 = 60 | CES36 = 90 | CES61 = 89 | CES86 = 65 |
| CES12 = 66 | CES37 = 96 | CES62 = 94 | CES87 = 84 |
| CES13 = 44 | CES38 = 98 | CES63 = 87 | CES88 = 86 |
| CES14 = 74 | CES39 = 98 | CES64 = 82 | CES89 = 73 |
| CES15 = 72 | CES40 = 95 | CES65 = 78 | CES90 = 88 |
| CES16 = 48 | CES41 = 96 | CES66 = 81 | CES91 = 82 |
| CES17 = 50 | CES42 = 97 | CES67 = 80 | CES92 = 64 |
| CES18 = 57 | CES43 = 91 | CES68 = 83 | CES93 = 78 |
| CES19 = 73 | CES44 = 99 | CES69 = 88 | CES94 = 59 |
| CES20 = 67 | CES45 = 93 | CES70 = 80 | CES95 = 74 |
| CES21 = 87 | CES46 = 89 | CES71 = 79 | CES96 = 83 |
| CES22 = 79 | CES47 = 92 | CES72 = 92 | CES97 = 88 |
| CES23 = 92 | CES48 = 83 | CES73 = 75 | CES98 = 83 |
| CES24 = 91 | CES49 = 90 | CES74 = 91 | CES99 = 74 |
| CES25 = 72 | CES50 = 94 | CES75 = 81 | |



Color Rendition by Hue-Angle Bin



Measure Comparisons



(END OF REPORT)